


Let's work together to make our community safe...


DETER CRIME FROM YOUR PROPERTY


Criminals are always looking for places to hide from watchful eyes. Property that is clean and secure sends a message that someone is watching and will deter criminal activity.


Please use this checklist to keep your property, customers and our community safe. Thank you!


Crime Prevention Checklist:


 Remove grafitti as soon as possible. Grafitti-Off works great for this.

 Pick up trash and debris from your property daily. Take down old signs/flags and banners.

 Secure or remove outside water sources that can attract unwanted use.

 Secure access to your wifi within your business walls and through the night.

 Eliminate or secure exterior (or interior) outlets that can attract unwanted use.

 Lock your dumpsters, gates & doors to keep your property secure.

REPORT ALL CRIMES:

To report a crime in progress: 911

 **For suspected criminal activity:
Crime Stop (602) 262-6151**

**To report grafitti in the area:
Call: 602-534-4444
Email: blight@phoenix.gov
App: myPHX311 (tell the city about tab)**



Add bright lights throughout the exterior, and check that lights are all working.



Keep your restrooms locked and reserved for customers only.



Keep trees and shrubbery trimmed up to eliminate hiding spaces.



Make repairs to your property as needed to send the message that the property is being regularly managed.



PHX C.A.R.E.S. is a coordinated response for neighborhoods and individuals experiencing homelessness— offering education, resources, and encampment cleanups. www.phoenix.gov/phxcares



Instead of handouts, learn about healthy ways to give to help get people OFF the street and into safety: www.givesmartaz.org



Adding on-site security that is visible and engaged will keep crime from your property. Sharing this cost with other businesses in the area makes this more affordable.



To schedule an on-site Crime Prevention Safety Audit of your property contact your Police Precinct Community Action Officer. Find your CAO: www.phoenix.gov/police/precincts



Add visible cameras throughout your property to deter criminal activity.



Post No Trespassing signs throughout the property and enforce them throughout the day. Schedule time to walk your campus a few times each day.



Keep your Authority to Arrest (ATA) updated. This allows officers to arrest individuals on your property after business hours.

For information on Authority to Arrest and No Trespassing signs:

<https://www.phoenix.gov/police/resources-information/criminal-trespass>

FOR MORE INFORMATION & RESOURCES:
WWW.PHOENIX.GOV/NSD

